



Wzrost sprzedaży w eksporcie, postęp w rozwoju nowych leków.

Wyniki Spółki za 3 kwartały 2021

listopad 2021



Zastrzeżenia prawne

Neither this presentation (the "Presentation", references to which shall be deemed to include any information which has been or may be supplied in writing or orally in connection herewith or in connection with any further enquiries) nor any copy of it nor the information contained herein is being issued and may be distributed directly or indirectly to or into the United States of America, Canada, Australia, Japan or any other jurisdiction where such issuance or distribution may be prohibited or limited by law. By attending this meeting where this Presentation is being made, or by reading the Presentation slides, you agree to be bound by the following limitations.

This Presentation has been prepared by Celon Pharma S.A. (the "Company") solely for use for early stage discussion purposes at meetings with potential investors, to provide such investors with general information on the Company and its group and an overview of its operations.

This Presentation is strictly confidential to the recipient. Neither this Presentation or any part hereof nor the information contained herein may be reproduced or redistributed, passed on, or the contents otherwise divulged, directly or indirectly, to any other person or published, in whole or in part.

If you gain access to this Presentation by mistake, or you are not an addressee of this Presentation or a person authorized to use this Presentation, please bear in mind the confidential nature of this Presentation and immediately contact the Company in order to return it to the Company.

The Presentation does not constitute an offer to sell or subscribe for or a solicitation of an offer to purchase or subscribe for securities. This Presentation is provided for informational purposes only. This Presentation does not constitute or form part of and should not be construed as an offer, solicitation or invitation to sell or issue, or an offer, solicitation or invitation to, subscribe for, underwrite, buy or otherwise acquire, securities of the Company or any of its subsidiaries in any jurisdiction, or an inducement/recommendation to enter into investment activity in any jurisdiction. Neither this Presentation nor any part hereof, nor the fact of its distribution or issuance, shall form the basis of, or be relied on in connection with, any contract, commitment or investment decision whatsoever.

The information contained herein is only preliminary and indicative and does not purport to contain the information that would be required to evaluate the Company, its financial position and/or any investment decision. This Presentation is not intended to provide, and should not be relied upon for, accounting, legal or tax advice nor does it constitute an investment recommendation. This Presentation is given in conjunction with an oral presentation and should not be taken out of context.

No information included in this Presentation may be considered as investment advice or investment recommendation. The information contained in the Presentation has not been independently verified. No representation, warranty or undertaking, expressed or implied, is made as to, and no reliance should be placed on, the fairness, accuracy, completeness or correctness of the information or the opinions contained herein.

This Presentation contains certain statistical, economic and market information relating to the market in which the Company operates, its certain competitors, market trends and some economic forecasts. Unless excerpted from and attributed exclusively to another third party source, such market information has been prepared and/or calculated by the Company based on data provided by the third-party sources and includes estimates, assessments, adjustments and judgments that are based on the Company's experience and familiarity with the sector in which the Company operates. Because such market information has been prepared in part based upon estimates, assessments, adjustments and judgments and not verified by an independent third party, such market information is to a certain degree subjective. While it is believed that such estimates, assessments, adjustments and judgments are reasonable and that the market information which has been prepared is appropriately reflective of the sector and the markets in which the Company operates, there can be no assurance that such estimates, assessments, adjustments and judgments are the most appropriate for making determinations relating to market information or that market information prepared by other sources will not differ materially from the market information included herein.

Matters discussed in this Presentation may constitute forward-looking statements. Forward-looking statements constitute statements that are other than statements of historical fact. Statements which include the words "expects", "intends", "plans", "believes", "projects", "anticipates", "will", "targets", "aims", "may", "would", "could", "continue" and similar statements of a future or forward-looking nature identify such forward-looking statements. Forward-looking statements include in particular statements regarding the financial performance, business strategy, plans and objectives of the Company for future operations (including growth potential). All forward-looking statements included in this Presentation address matters that involve known and unknown risks, uncertainties and other factors which could cause the Company's actual results, performance or achievements to differ materially from those indicated in such forward-looking statements and from past results, performance or achievements of the Company. Such forward-looking statements are based upon various assumptions and estimates regarding future events, including numerous assumptions regarding the Company's present and future business strategies and future operating environment. Although the Company believes that these estimates and assumptions are reasonable, they may prove to be incorrect.

The information, opinions and forward-looking statements contained in this Presentation speak only as at the date of this Presentation and are subject to change without notice. The Company, its directors, agents, employees and advisors do not intend to, and expressly disclaim any duty, undertaking or obligation to, make or disseminate any supplement, amendment, update or revision to any of the information, opinions or forward-looking statements contained in this Presentation to reflect any change in events, conditions or circumstances. To the extent permitted under the applicable provisions of law, neither the Company nor any of their affiliates, advisers or representatives shall have any liability whatsoever (in negligence or otherwise) for any loss however arising from any use of this Presentation or its contents or otherwise arising in connection with this Presentation.

This Presentation is not for distribution or use by any person or entity in any jurisdiction where such distribution or use would be contrary to local law or regulation or which would subject the Company or any of its affiliates to authorization, notification, licensing or other registration requirements under applicable laws. Persons into whose possession this Presentation comes should observe all such restrictions.

Q32021 - wyniki finansowe - wg. MSSF

	Działalność kontynuowana				Działalność ogółem	
	30.09.2021		30.09.2020		30.09.2021	30.09.2020
	Segment operacyjny	Segment R&D	Segment operacyjny	Segment R&D		
Przychody ze sprzedaży wyrobów gotowych	129 534	0	93 564	0	129 534	93 564
Przychody z dotacji	0	13 641	0	15 129	13 641	15 129
Pozostałe przychody	2 177	0	61	0	2 177	61
Sprzedaż licencji	839	0	6 422	0	839	6 422
Przychody segmentu ogółem	132 550	13 641	100 047	15 129	146 191	115 175
Koszty rodzajowe razem:	94 508	55 625	72 811	39 964	150 133	112 775
w tym amortyzacja	22 773	11 623	19 137	3 081	34 396	22 218
w tym materiały	31 751	10 143	21 706	6 034	41 894	27 741
w tym usługi	6 342	18 420	7 681	19 610	24 762	27 290
w tym wynagrodzenia wraz z narzutem	22 961	15 301	19 041	11 201	38 262	30 242
w tym pozostałe koszty	10 681	138	5 246	38	10 819	5 284
Zysk/strata segmentu	38 042	-41 984	27 236	-24 835	-3 942	2 400
Koszty finansowe					3 523	1 112
Zysk/strata brutto					-7 974	1 019
Zysk/strata netto					-7 528	2 794

Q32021 - wyniki finansowe - wg. MSSF

	Działalność kontynuowana				Działalność ogółem	
	30.09.2021		30.09.2020		30.09.2021	30.09.2020
	Segment operacyjny	Segment R&D	Segment operacyjny	Segment R&D		
Przychody ze sprzedaży wyrobów gotowych	129 534	0	93 564	0	129 534	93 564
Przychody z dotacji	0	13 641	0	15 129	13 641	15 129
Pozostałe przychody	2 177	0	61	0	2 177	61
Sprzedaż licencji	839	0	6 422	0	839	6 422
Przychody segmentu ogółem	132 550	13 641	100 047	15 129	146 191	115 175
Koszty rodzajowe razem:	94 508	55 625	72 811	39 964	150 133	112 775
w tym amortyzacja	22 773	11 623	19 137	3 081	34 396	22 218
w tym materiały	31 751	10 143	21 706	6 034	41 894	27 741
w tym usługi	6 342	18 420	7 681	19 610	24 762	27 290
w tym wynagrodzenia wraz z narzutem	22 961	15 301	19 041	11 201	38 262	30 242
w tym pozostałe koszty	10 681	138	5 246	38	10 819	5 284
Zysk/strata segmentu	38 042	-41 984	27 236	-24 835	-3 942	2 400
Koszty finansowe					3 523	1 112
Zysk/strata brutto					-7 974	1 019
Zysk/strata netto					-7 528	2 794

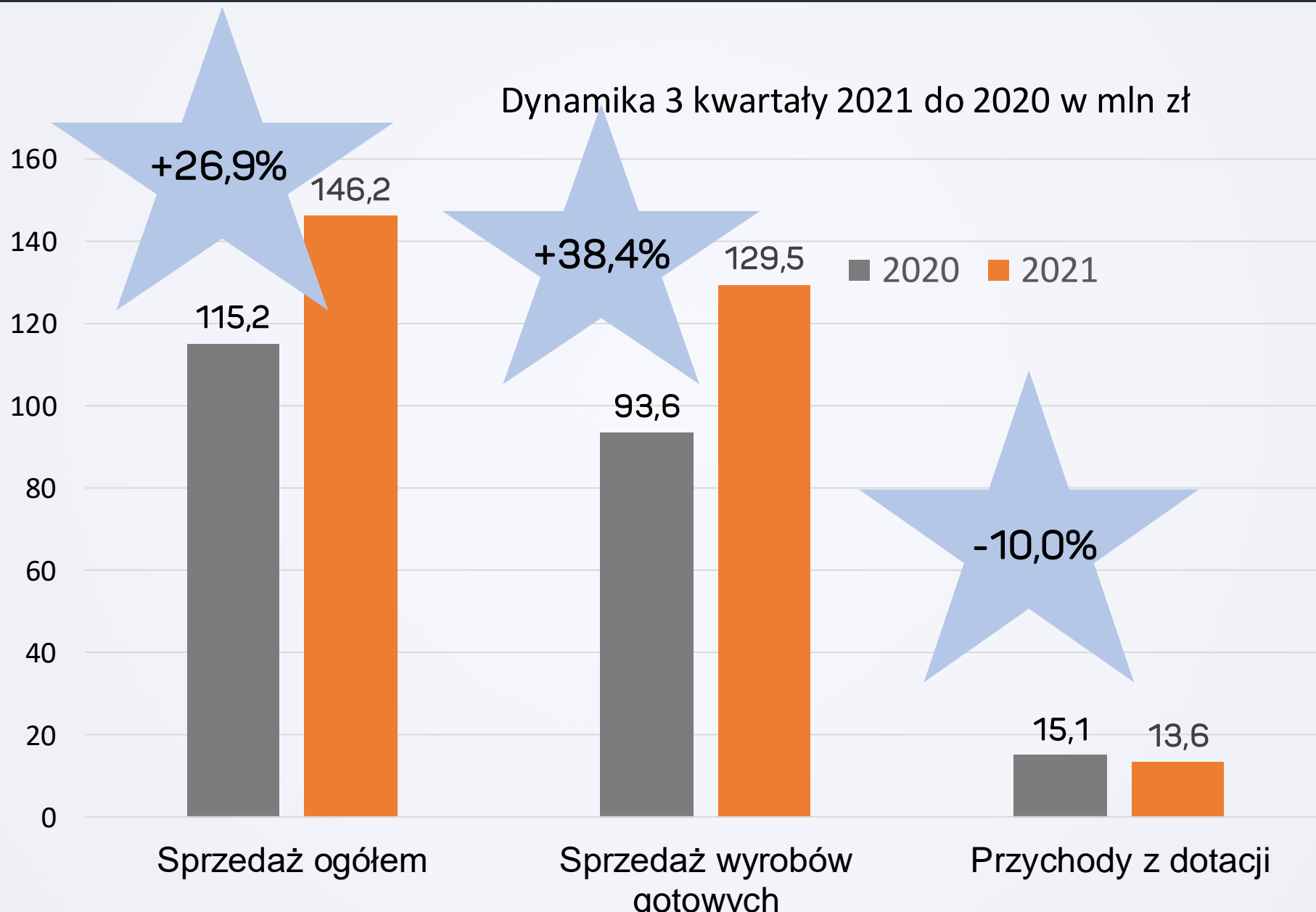
Q32021 - wyniki finansowe - wg. MSSF

	Działalność kontynuowana				Działalność ogółem	
	30.09.2021		30.09.2020		30.09.2021	30.09.2020
	Segment operacyjny	Segment R&D	Segment operacyjny	Segment R&D		
Przychody ze sprzedaży wyrobów gotowych	129 534	0	93 564	0	129 534	93 564
Przychody z dotacji	0	13 641	0	15 129	13 641	15 129
Pozostałe przychody	2 177	0	61	0	2 177	61
Sprzedaż licencji	839	0	6 422	0	839	6 422
Przychody segmentu ogółem	132 550	13 641	100 047	15 129	146 191	115 175
Koszty rodzajowe razem:	94 508	55 625	72 811	39 964	150 133	112 775
w tym amortyzacja	22 773	11 623	19 137	3 081	34 396	22 218
w tym materiały	31 751	10 143	21 706	6 034	41 894	27 741
w tym usługi	6 342	18 420	7 681	19 610	24 762	27 290
w tym wynagrodzenia wraz z narzutem	22 961	15 301	19 041	11 201	38 262	30 242
w tym pozostałe koszty	10 681	138	5 246	38	10 819	5 284
Zysk/strata segmentu	38 042	-41 984	27 236	-24 835	-3 942	2 400
Koszty finansowe					3 523	1 112
Zysk/strata brutto					-7 974	1 019
Zysk/strata netto					-7 528	2 794

Q32021 - wyniki finansowe - wg. MSSF

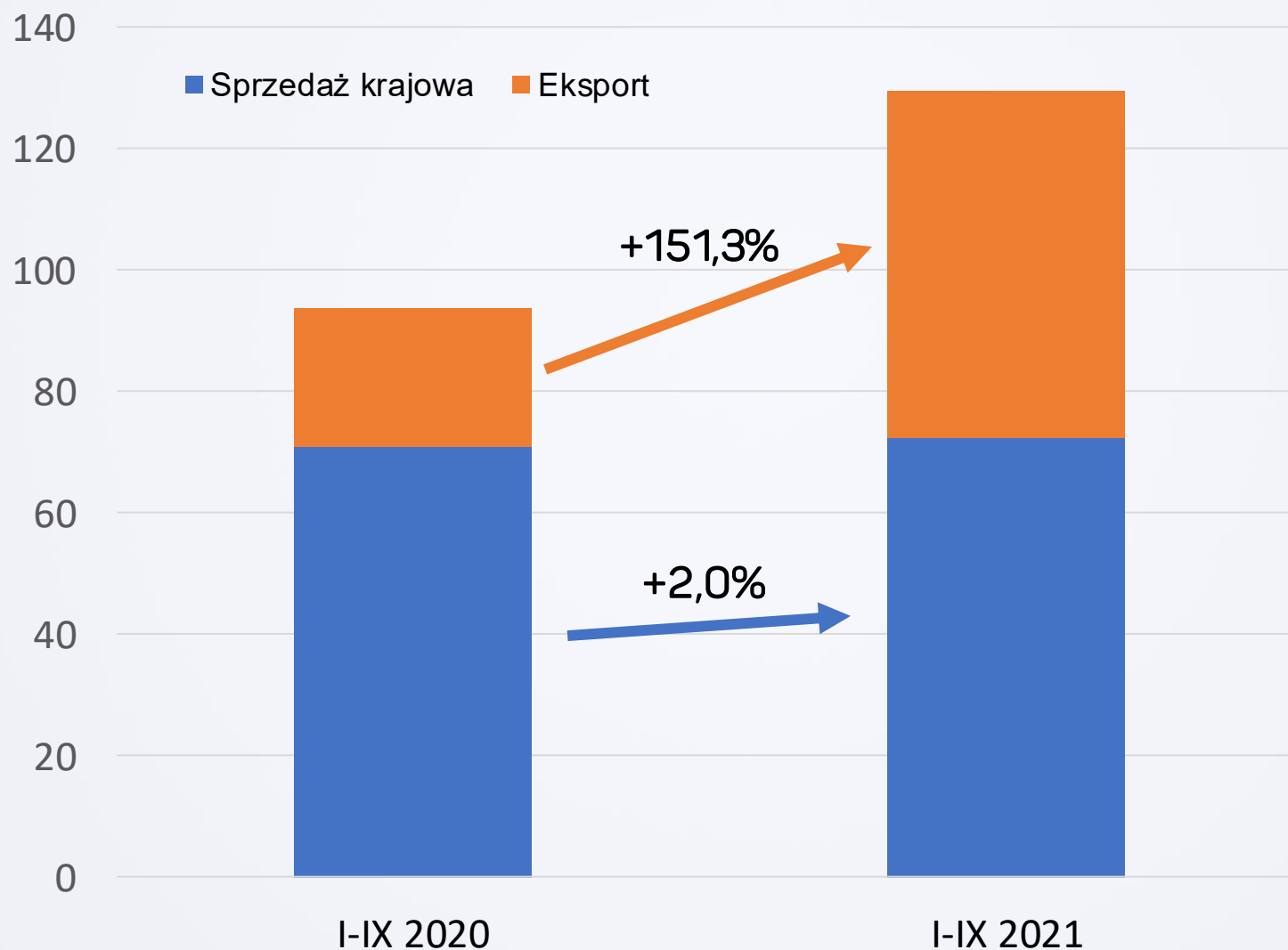
	Działalność kontynuowana				Działalność ogółem	
	30.09.2021		30.09.2020		30.09.2021	30.09.2020
	Segment operacyjny	Segment R&D	Segment operacyjny	Segment R&D		
Przychody ze sprzedaży wyrobów gotowych	129 534	0	93 564	0	129 534	93 564
Przychody z dotacji	0	13 641	0	15 129	13 641	15 129
Pozostałe przychody	2 177	0	61	0	2 177	61
Sprzedaż licencji	839	0	6 422	0	839	6 422
Przychody segmentu ogółem	132 550	13 641	100 047	15 129	146 191	115 175
Koszty rodzajowe razem:	94 508	55 625	72 811	39 964	150 133	112 775
w tym amortyzacja	22 773	11 623	19 137	3 081	34 396	22 218
w tym materiały	31 751	10 143	21 706	6 034	41 894	27 741
w tym usługi	6 342	18 420	7 681	19 610	24 762	27 290
w tym wynagrodzenia wraz z narzutem	22 961	15 301	19 041	11 201	38 262	30 242
w tym pozostałe koszty	10 681	138	5 246	38	10 819	5 284
Zysk/strata segmentu	38 042	-41 984	27 236	-24 835	-3 942	2 400
Koszty finansowe					3 523	1 112
Zysk/strata brutto					-7 974	1 019
Zysk/strata netto					-7 528	2 794

Wysoka dynamika wzrostu sprzedaży leków



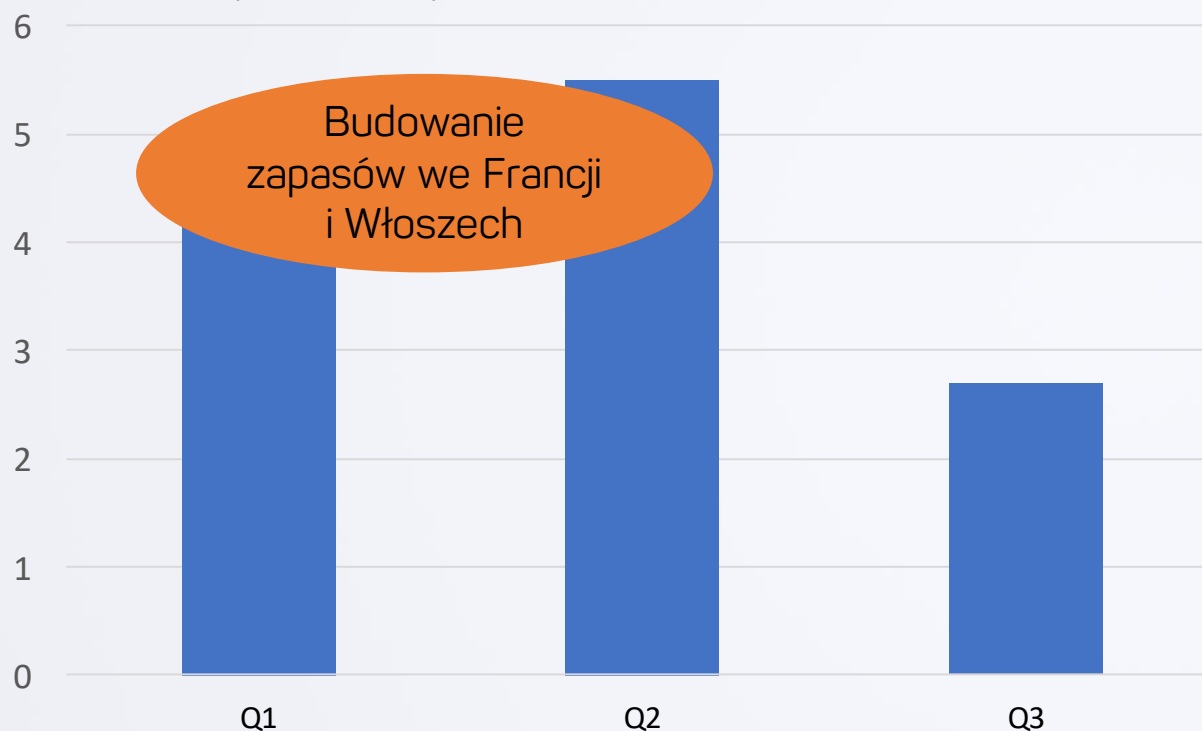
Sprzedaż eksportowa dynamicznie rośnie przy stabilnym poziomie sprzedaży krajowej

Struktura sprzedaży leków 2021 i 2020 w mln zł



Eksport stabilizuje się na poziomie 1 mln Euro miesięcznie

Sprzedaż eksportowa w kwartałach 2021 roku (w mln Euro)



Nowe rynki w trakcie rejestracji

Chiny	Algieria
Meksyk	Irak
RPA	Peru
Maroko	Ekwador
ZEA	Argentyna
Kuwejt	Filipiny
Katar	Malezja
Bahrajn	Tajlandia
Oman	Singapur
Wietnam	

Nowe rynki w trakcie negocjacji

USA	Australia
Brazylia	Grecja
Izrael	Pakistan

Status rozwoju kluczowych projektów R&D

Molekuła	Wskazanie	Research	Rozwój Przedkliniczny	Rozwój kliniczny	
				Faza 1	Faza 2
Falkieri	Depresja lekooporna			✓	✓
CPL'36	Schizofrenia/ dyskinezy polewodopowe (LiD)			✓	Schi – aktywna rekrutacja, LiD - aktywna rekrutacja
CPL'280	Cukrzyca/ neuropatie cukrzycowe			✓	Cukrzyca II – wkrótce aktywna rekrutacja Neuropatie – przygotowanie dok.
CPL'110	Guzy łite (pęcherz, płuco, żołądek)				Kohorta 175 mg (1-sza z aberracjami FGFR) 1-sza odpowiedź kliniczna w sqNSCLC ★
CPL'116	AI (różne wskazania)			✓	RZS (dose response, POC) – wkrótce aktywna rekrutacja IPF(POC) – przygotowanie dok.

III faza w TRD w BD przygotowaniu

CPL'415 w nefropatiach, zakończono badania toksykologiczne GLP

2021/2022 - news flow

✓ **CPL'116 (JAK/ROCK)** – rozpoczęcie 2 fazy w
wybranych wskazaniach (RA)

CPL'116 (JAK/ROCK) – rozpoczęcie 2/3 fazy u
pacjentów covidowych hospitalizowanych

Decyzja jeszcze nie podjęta i uzależniona od
skali pandemii i skali finansowania publicznego

✓ **CPL'280 (GPR40)** – rozpoczęcie 2 fazy klinicznej

4Q
2021

2022

FALKIERI – spotkanie End of Phase II z FDA i EMA. Oczekiwany feedback designu III fazy

CPL'110 (FGFR) – rezultaty fazy 1 (MTD)

CPL'110 (FGFR) – rozpoczęcie fazy 2/2 b w 2 wybranych typach guza.

CPL'280 (GPR40) – wyniki 2 fazy klinicznej w cukrzycy typu 2

CPL'116 (JAK/ROCK) – pierwsze wyniki 2 fazy PoC w wybranych chorobach AI

CPL'36 (PDE10a) – rezultaty 2 fazy POC



Dziękujemy za uwagę.
Sesja pytań odbędzie się po drugiej części pytań.

